

get **fit** for
Camping



MOTURIS RV
AND **CAMPING WORLD**

Vehicle Fleet

MOTURIS RV & CAMPING WORLD FLEET	2
RV VEHICLE SPECIFICATIONS	3



Summer & Winter 2013 / 2014

Fleet Highlights:

- **NEW super spacious deluxe Class C Floorplan with double slide-outs; Internal code X-31S** ●
- **All Class C vehicles have minimum one Child Safety Seat Tether Anchor for three-point child or baby car seat attachment** ●
- **Exclusive Freedom Elite Units specially designed to meet your customer's needs** ●
 - **Youngest fleet in the industry! No units older than 36 months** ●
 - **All units equipped with LCD TV/DVD and dash MP3 port** ●
 - **All units equipped with our LUXURY COMFORT & SUPPORT MATTRESS** ●
 - **All units equipped with extra large exterior storage compartments** ●
- **Freedom Elite Class C's contain exterior built in icebox and both Class C's and Class A's contain a removable camping table** ●
- **Bicycle and GPS rental from all 14 locations – also for one-way rentals** ●

We are often asked, how many people can travel and how many people can sleep in our motorhomes. The travel and the sleeping capacities are sometimes not identical.

This is why we specify the number of seatbelts installed in each vehicle type. It is not allowed to travel with more people in the vehicle than the number of seatbelts installed.

We also specify the number of sleeping capacity. The sleeping capacity may not correspond with the number of seatbelts installed. Sometimes, customers want to just travel in the motorhomes but not sleep in the unit or sometimes, customers want to use the full sleeping capacity and use a second vehicle to allow for travel capacity for the entire group. For such cases, it is important to exactly know what a vehicle offers.

If we state a sleeping capacity of 6 – 8, then 6 adults could sleep in the camper and up to 8 people is the maximum possible capacity.

We calculate the sleeping capacity as follows:

Double bed = 2; Cab over bed = 2; Sofa = 1 adult or 2 children; Dinette = 1 adult or 2 children

We reserve the right to refuse delivery of a vehicle to a customer, should the group exceed the number of seat belts installed.

Please note:

Pictures and floor plans of all vehicles can be downloaded via Internet under <http://www.momomi.com/Downloads/>

GPS Units:

Navigation Systems are available at all rental locations. Please see the additional rates sheet.

RV VEHICLE SPECIFICATIONS

All dimensions and capacities are approximate and may change without notice.

Freedom Elite

Code: E-23

with Luxury Comfort & Support Mattress

- All 2012 - 2014 models
- Guaranteed Rear Corner-Bed Floorplan
- Seatbelts: 5
- Sleeping Capacity: 5 - 6

Length: 23'11" (729 cm)

Width: 8'3" (251 cm)

Exterior height: 10'10" (330 cm)

Interior height: 6'10" (208 cm)



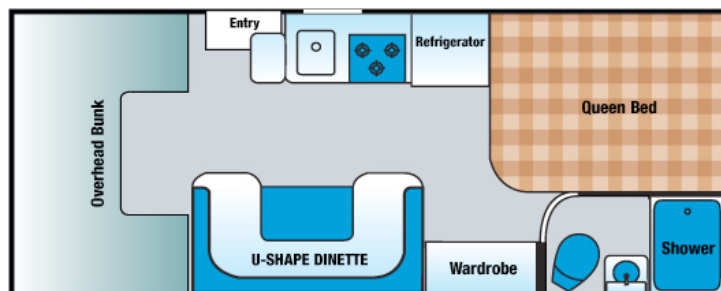
Ford E-350 6.8L V-10 Cyl, 305hp Gas Engine, 5 speed Automatic Transmission, Power Brakes and Power Steering, AM/FM Radio with CD player and MP3 port, Dash Air, Cruise Control, **Gas** fuel tank 55 gallon (Unleaded Gas only, 208 lt.).

Cab-over Double bed 96" x 56" (244 x 142 cm)

Rear corner Queen size / Double bed **with Luxury Comfort and Support Mattress** 60" x 80" (155 x 208 cm)

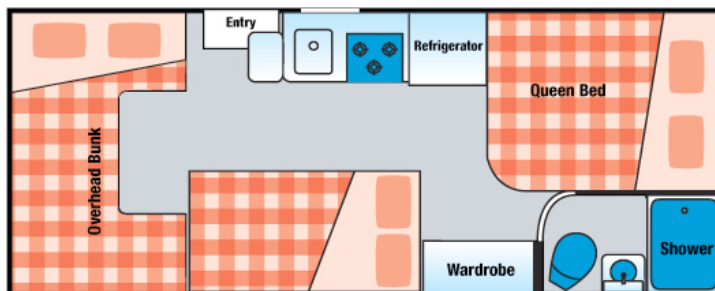
Dinette bed 46" x 74" (117 x 188 cm)

Kitchen with 3 burner Stove and Oven, Microwave oven, Sink with automatic Water Pump, Fresh 50 gallon Water Tank (190 lt.), Black/Grey Waste Tanks 25/37 gallon (95/140 lt.), Propane Tank 40 pounds (9.5 gallons), Double Door 4 cu. ft. 2-way Fridge with Freezer, Power Converter, Furnace, Marine-Toilette, Hot Water Heater, Shower, Central Roof Air, Onan 4.0 kw Power Generator, 26" LCD TV/DVD player. One Child Safety Seat Tether Anchor for three-point baby or child car seat attachment. Omni Directional TV Antenna.



Day Layout

Night Layout



Freedom Elite Slide-Out
with Luxury Comfort & Support Mattress

Code: S-27S

- All 2012 - 2014 models
- Guaranteed Rear Corner-Bed Floorplan with Slide-Out Dinette
- Seatbelts: 5
- Sleeping Capacity: 5 - 6

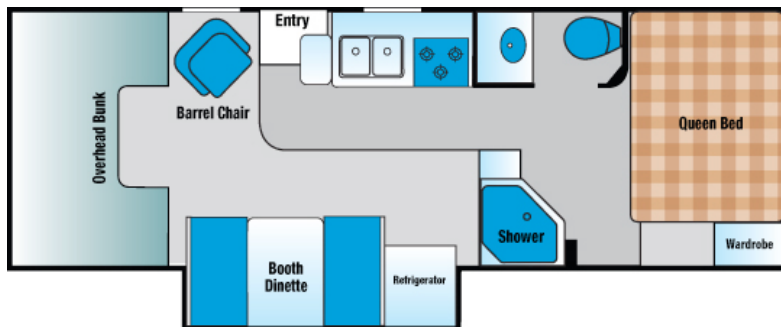


Length: 28'3" (860 cm)
Width: 8'3" (251 cm)
Exterior height: 10'10" (330 cm)
Interior height: 6'10" (208 cm)

Ford E-450 6.8L V-10 Cyl, 305hp Gas Engine, 5 speed Automatic Transmission, Power Brakes and Power Steering, AM/FM Radio with CD player and MP3 Port, Dash Air, Cruise Control, **Gas** fuel tank 55 gallon (Unleaded Gas only, 208 lt.).

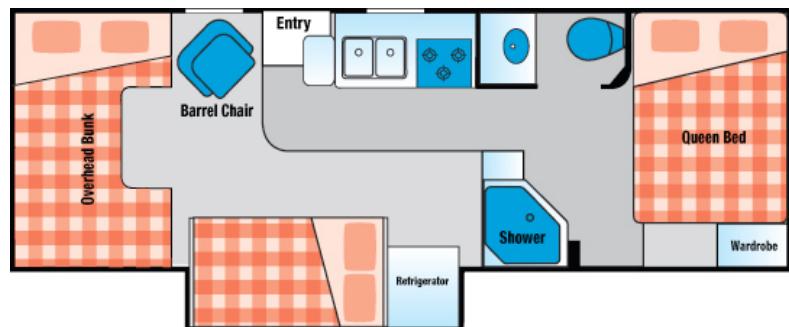
Cab-over Double bed 96" x 56" (244 x 142 cm)
Rear corner Queen size / Double bed **with Luxury Comfort and Support Mattress** 60" x 80" (153 x 203 cm)
Dinette bed 42" x 73" (107 x 185 cm)

Kitchen with 3 burner Stove and Oven, Microwave oven, Sink with automatic Water Pump, Fresh 50 gallon Water Tank (190 lt.), Black/Grey Waste Tanks 29/29 gallon (110/110 lt.), Propane Tank 68 pounds (16 gallons) , Double Door 4 cu. ft. 2-way Fridge with Freezer, Power Converter, Furnace, Marine-Toilette, Hot Water Heater, Shower, Central Roof Air, Onan 4.0 kw Power Generator, 26" LCD TV/DVD player. Minimum One Child Safety Seat Tether Anchor for three-point baby or child car seat attachment.. Omni Directional TV Antenna.



Day Layout

Night Layout



Freedom Elite Super Slide-Out
with Luxury Comfort & Support Mattress

Code: V-31S

- All 2012 - 2014 models
- Guaranteed Double-Bed Floorplan with Slide-Out Sofa and Dinette
- Seatbelts: 8
- Sleeping Capacity: 6 – 8

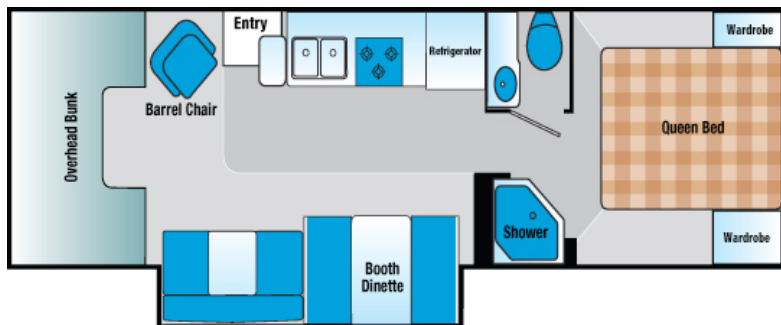


Length: 32'5" (990 cm)
Width: 8'3" (251 cm)
Exterior height: 10'10" (330 cm)
Interior height: 6'10" (208 cm)

Ford E-450 6.8L V-10 Cyl, 305hp Gas Engine, 5 speed Automatic Transmission, Power Brakes and Power Steering, AM/FM Radio with CD player and MP3 port, Dash Air, Cruise Control, **Gas** fuel tank 55 gallon (Unleaded Gas only, 208 lt.). Back-up Camera and monitor.

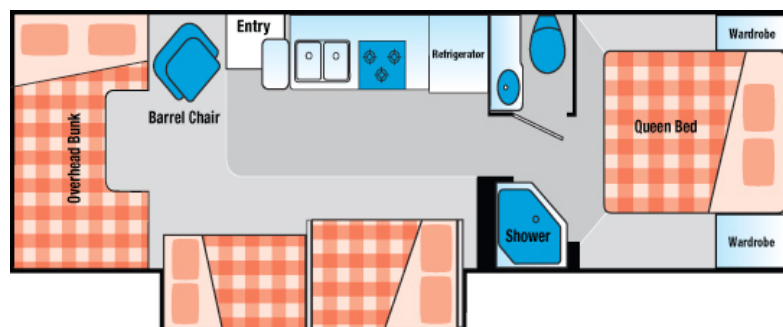
Cab-over double bed 96" x 56" (244 x 142 cm)
Rear Island Queen Size / Double bed **with Luxury Comfort and Support Mattress** 60" x 80" (153 x 203 cm)
Dinette bed 42" x 73" (107 x 185 cm)
Sofa bed 41" x 62" (104 x 158 cm)

Kitchen with 3 burner Stove and Oven, Microwave oven, Sink with automatic Water Pump, Fresh 50 gallon Water Tank (190 lt.), Black/Grey Waste Tanks 31/29 gallon (118/109 lt.), Propane Tank 68 pounds (16 gallons), Double Door 4 cu. ft. 2-way Fridge with Freezer, Power Converter, Furnace, Marine-Toilette, Hot Water Heater, Shower, Central Roof Air, Onan 4.0 kw Power Generator, 26" LCD TV/DVD player. Minimum One Child Safety Seat Tether Anchor for three-point baby or child car seat attachment. Omni Directional TV Antenna, Exterior Shower.



Day Layout

Night Layout



NEW: Freedom Elite Deluxe Double Slide-Out Code: X-31S
with Luxury Comfort & Support Mattress

- All 2014 models
- Guaranteed Double-Bed Floorplan
- With Sofa and dinette Slide-Out and Rear Bedroom Slide-Out
- Seatbelts: 7
- Sleeping Capacity: 6 - 8

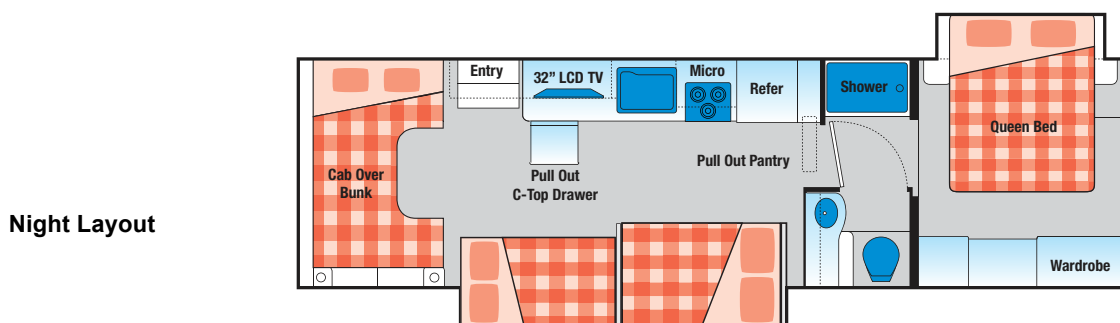
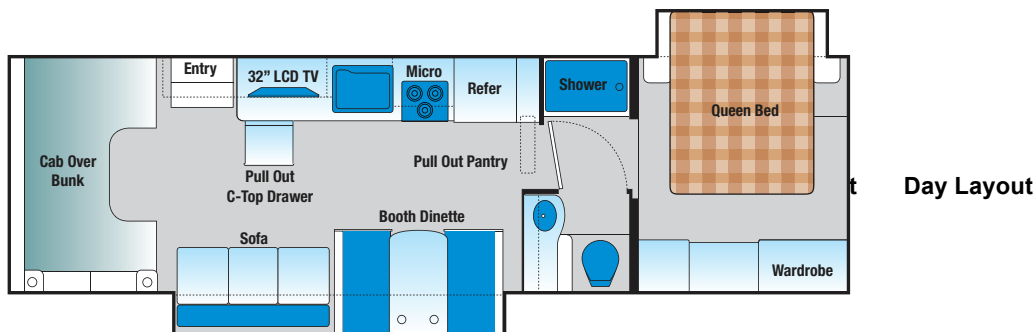


Length: 32'6" (993 cm)
Width: 8'3" (251 cm)
Exterior height: 10'10" (330 cm)
Interior height: 6'10" (208 cm)

Ford E-450 6.8L V-10 Cyl, 305hp Gas Engine, 5 speed Automatic Transmission, Power Brakes and Power Steering, AM/FM Radio with CD player and MP3 port, Dash Air, Cruise Control, **Gas** fuel tank 55 gallon (Unleaded Gas only, 208 lt.). Back-up Camera and monitor.

Cab-over Double Bed 96" x 56" (244 x 142 cm)
Rear Island Queen size / Double bed with **Slide-Out** and **Luxury Comfort and Support Mattress** 60" x 75" (153 x 191 cm)
Dinette bed 42" x 68" (107 x 173 cm)
Sofa bed 41" x 62" (104 x 158 cm)

Kitchen with 3 burner Stove and Oven, Microwave oven, Sink with automatic Water Pump, Fresh 40 gallon (151 lt.) Water Tank, Black/Grey Waste Tanks 31/29 gallon (118/109 lt.), Propane Tank 40.9 pounds (9.7 gallons), Double Door 4 cu. ft. 2-way Fridge with Freezer, Power Converter, Furnace, Marine-Toilette, Hot Water Heater, Shower, Central Roof Air, Onan 4.0 kw Power Generator, **Living Room 32" LCD TV / DVD Player, Bedroom 19" LCD TV / DVD Player**, Minimum One Child Safety Seat Tether Anchor for three-point baby or child car seat attachment. Omni Directional TV Antenna, Exterior Shower.



Class A Double Slide-Out
with Luxury Comfort & Support Mattress

Code: K-32S

- All 2012 - 2014 models
- Guaranteed Double-Bed Floorplan with Slide-Out Dinette
- Seatbelts: 7
- Sleeping Capacity: 4 - 6

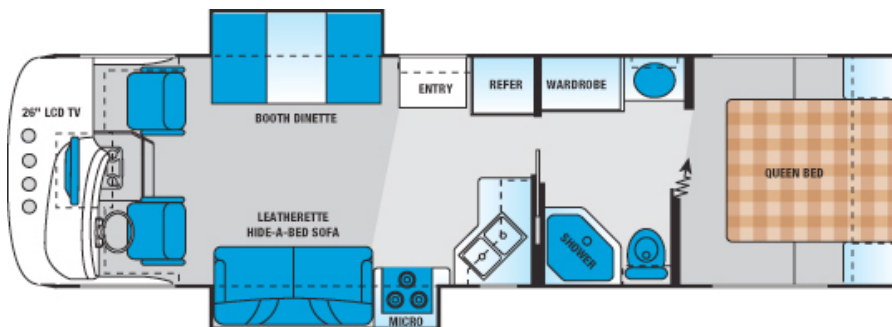


Length: 32'5" (990 cm)
Width: 8'3" (251 cm)
Exterior height: 11'7" (353 cm)
Interior height: Interior height: 6'8" (202 cm)

Ford 6.8L V-10 Cyl, 362hp Gas Engine, 5 speed Automatic Transmission, Power Brakes and Power Steering, AM/FM Radio with CD player and MP3 port, Dash Air, Cruise Control, **Gas** Fuel Tank 80 gallon (Unleaded Gas only, 302 lt.). Back-up Camera and monitor.

Island Queen size / Double bed **with Luxury Comfort and Support Mattress** 60" x 75" (153 x 190 cm)
Dinette bed 37" x 68" (94 x 173 cm)
Sofa bed 54" x 72" (137 x 183 cm)

Kitchen with 3 burner Stove and Oven, Microwave oven, Sink with automatic Water Pump, Fresh 50 gallon Water Tank (190 lt.), Black/Grey Waste Tanks 32/44 gallon (122/166 lt.), Propane Tank 63 pounds (14.86 gallons), Double Door 4 cu. ft. 2-way Fridge with Freezer, Power Converter, Furnace, Marine-Toilette, Hot Water Heater, Shower, Central Roof Air, Onan 4.0 kw Power Generator, 26" LCD TV/DVD player, Omni Directional TV Antenna, Exterior Shower.



Day Layout

Night Layout

